



Office of Children's Services
Empowering communities to serve youth

Overview of the Children's Services Act

Scott Reiner
Executive Director
Office of Children's Services

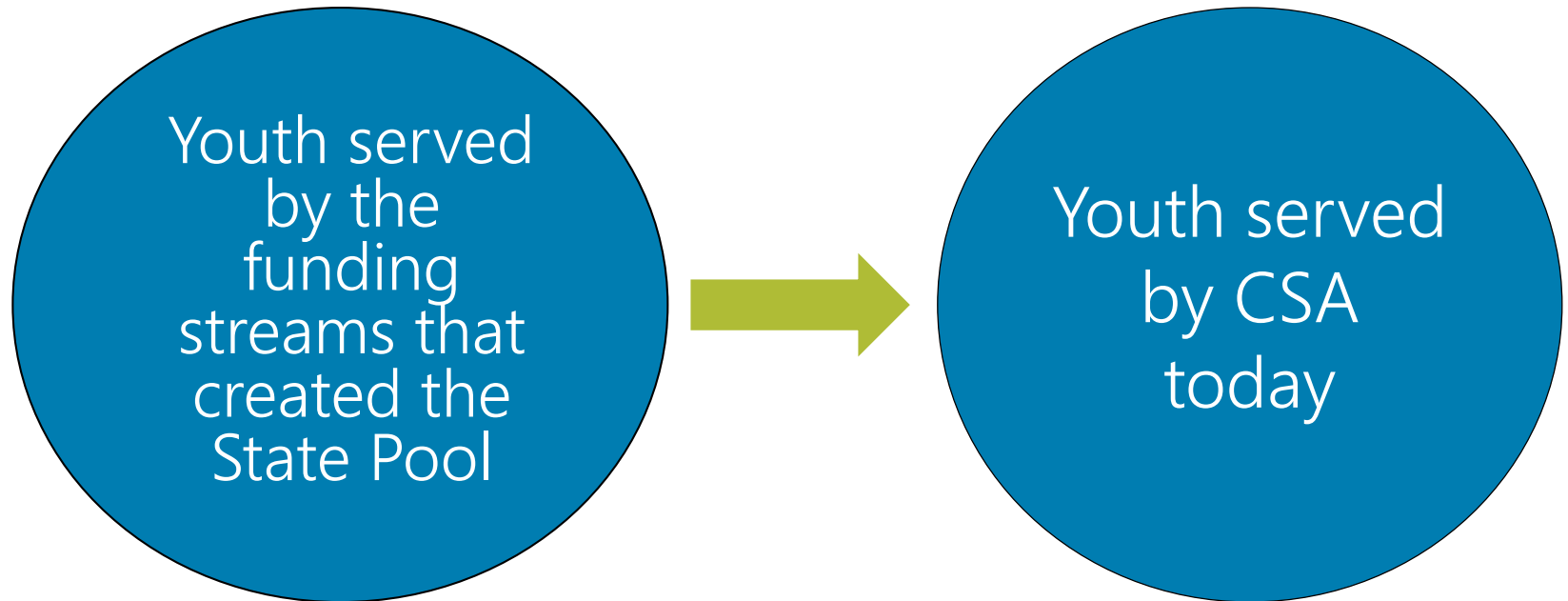
House Appropriations Committee
Health and Human Resources Subcommittee

January 16, 2018

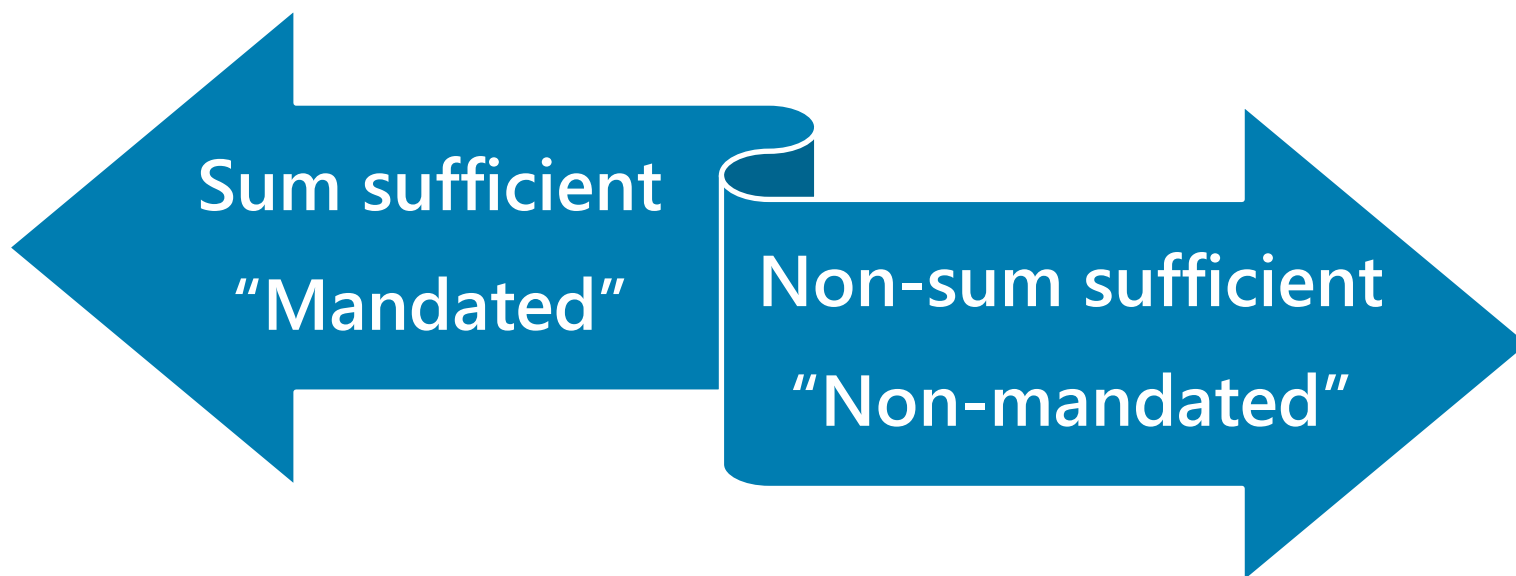
CSA: A Very Short History

- Effective July 1, 1993
- Consolidated funding from seven funding streams and four agencies (DSS, DOE, DBHDS, DJJ) into a single "state pool"
- Established a state supervised, locally administered and operated system
- Created the structures and functions to operate the program (SEC, OCS, FAPT, CPMT, etc.)

Eligibility for CSA Funding




CSA Funding (COV, § 2.2-5211 C)



§ 2.2-5211.C – The General Assembly and the governing body of each county and city shall annually appropriate such sums of money as shall be sufficient to (i) provide special education services ... for children and youth identified in subdivisions B 1, B2, and B3 and (ii) and meet relevant federal mandates for provision of these services.

CSA Funding: A Shared Responsibility

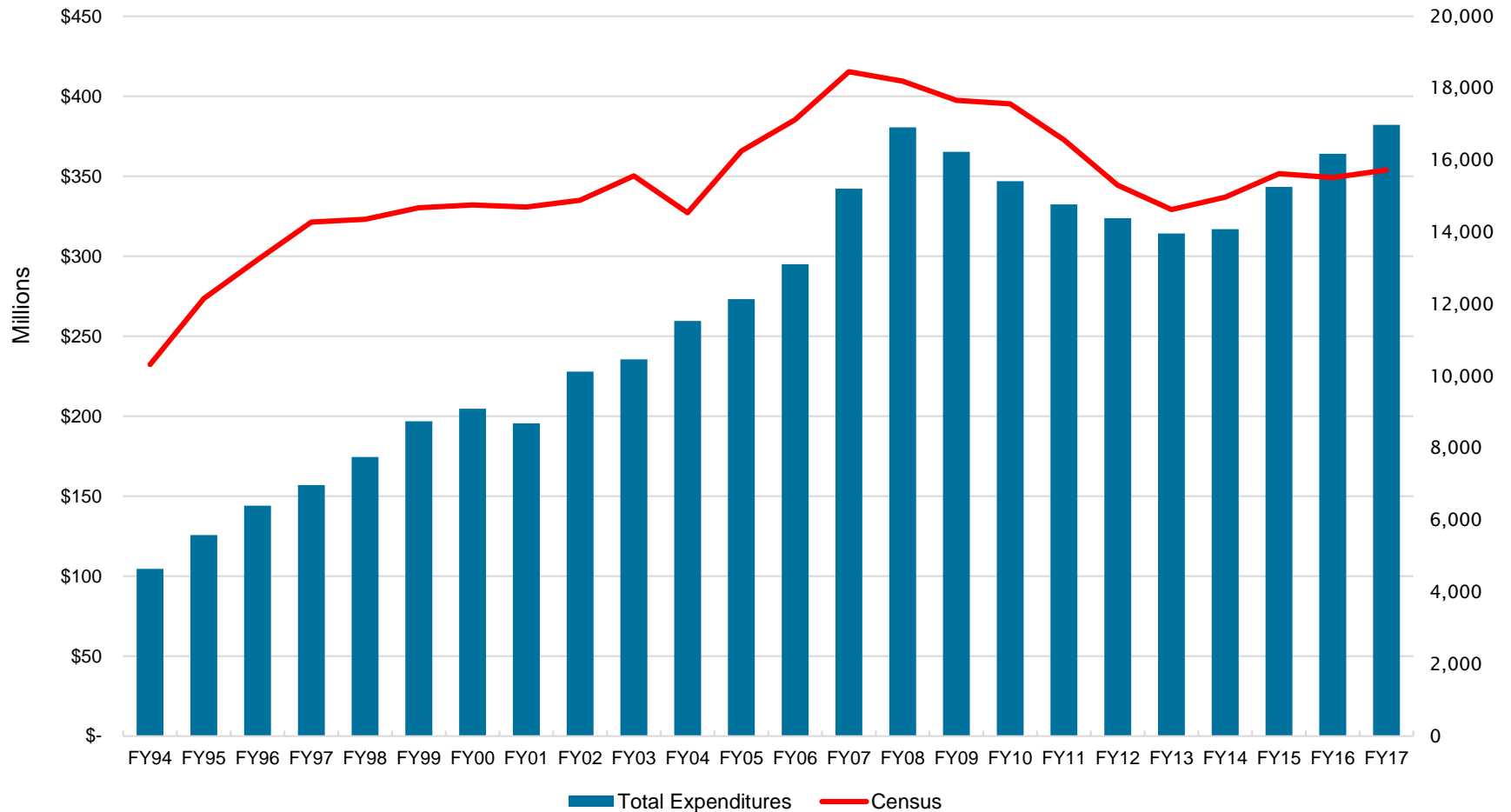


Source: 2017 Final Data: CSA Local Expenditure and Data Reimbursement System (LEDRS)

Eligibility for CSA Funding

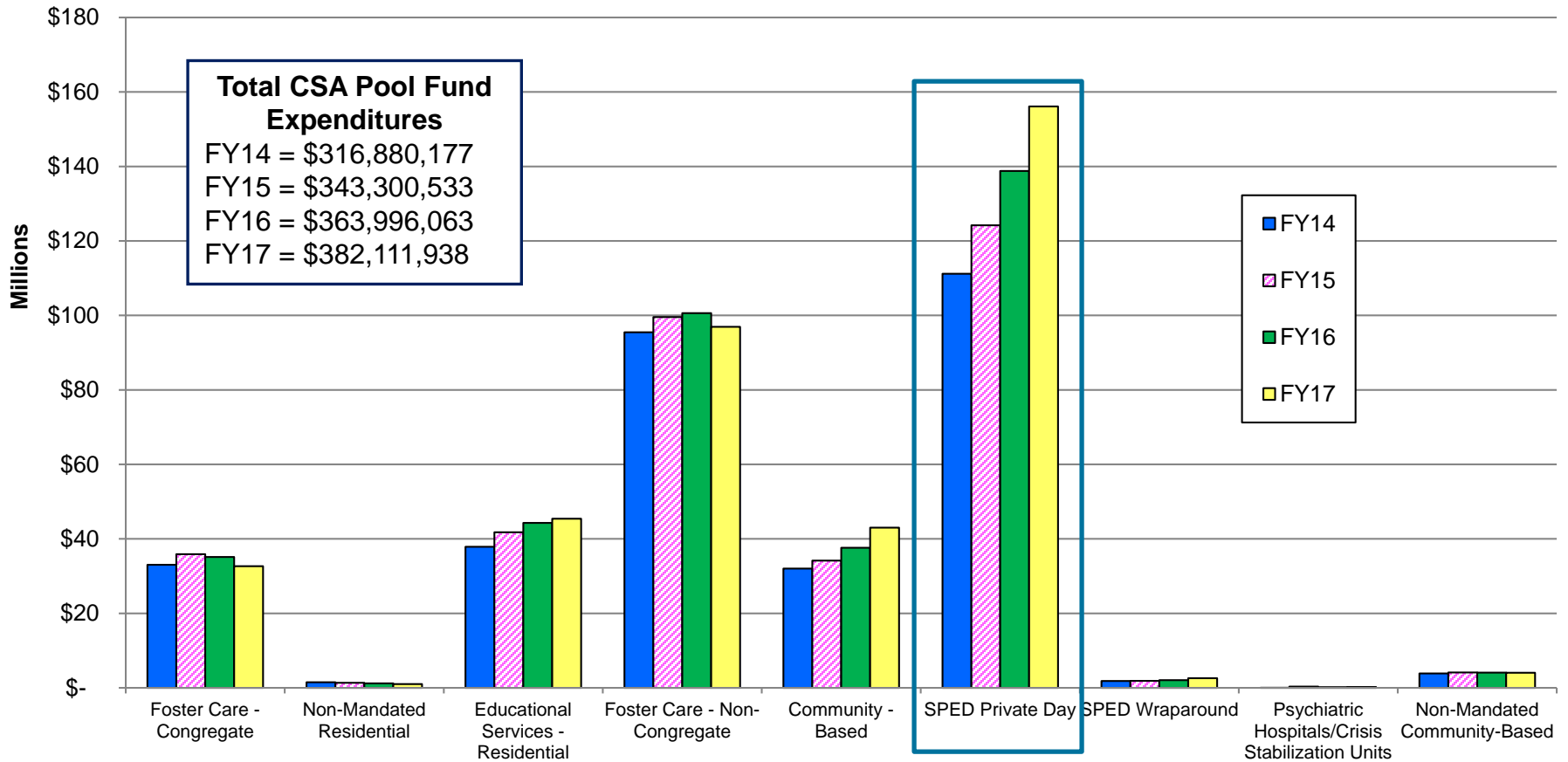
- §2.2-5211.B.1 - 3 and §2.2-5212.A. 1 – 4:
 - Children and youth placed for purposes of special education in approved private school educational programs (mandated)
 - Children and youth receiving foster care services, as defined in §63.2-905 (mandated)
 - Children or youth with significant emotional or behavioral problems meeting specific criteria (non-mandated)
- Per opinion of the Attorney General (2007):
 - Children meeting the criteria of a Child in Need of Services (§16.1-228)

CSA Expenditures and Census (FY1994 – 2017)



Source: CSA Data Set (pre-2017) and Local Expenditure and Data Reimbursement System (LEDRS)

CSA Expenditures by Category (FY2014 – 2017)

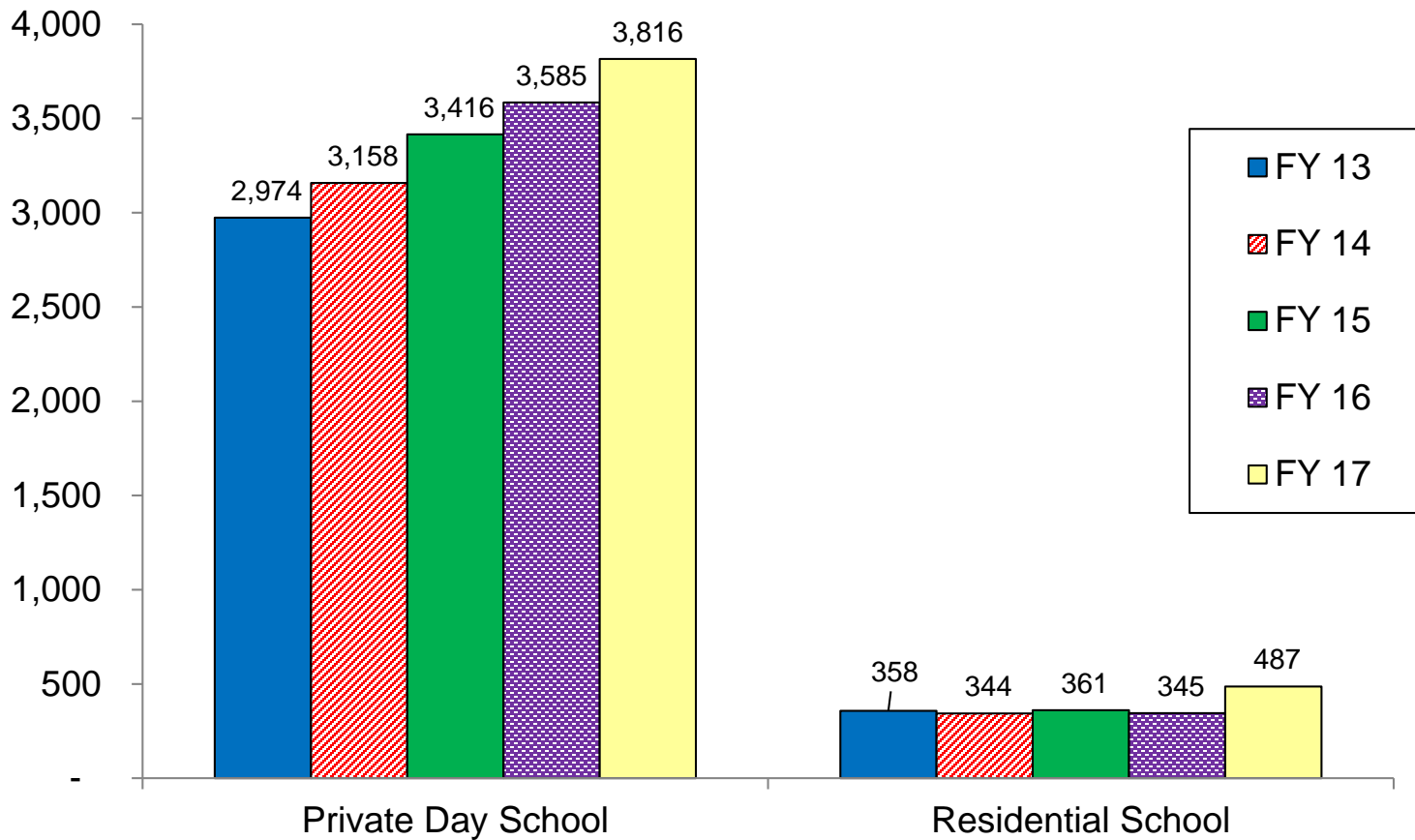


Source: CSA Data Set (pre-2017) and Local Expenditure and Data Reimbursement System (LEDRS)

CSA Funding for Students with Disabilities

- Local school division identifies the student and develops an Individualized Education Program (IEP) specifying a private educational setting (day or residential) as the least restrictive environment following the requirements of the federal Individuals with Disabilities Education Act (IDEA) and state special education regulations.
 - The student is referred to the local CSA program to arrange placement (if not already determined in the IEP) and funding.
- State share of cost is reimbursed through CSA.
- Source of local matching funds is at the discretion of the locality.

Youth Served: Private Special Education Services



Source: CSA Data Set (pre-2017) and Local Expenditure and Data Reimbursement System (LEDRS)

DOE Data on Private Placements by Disability

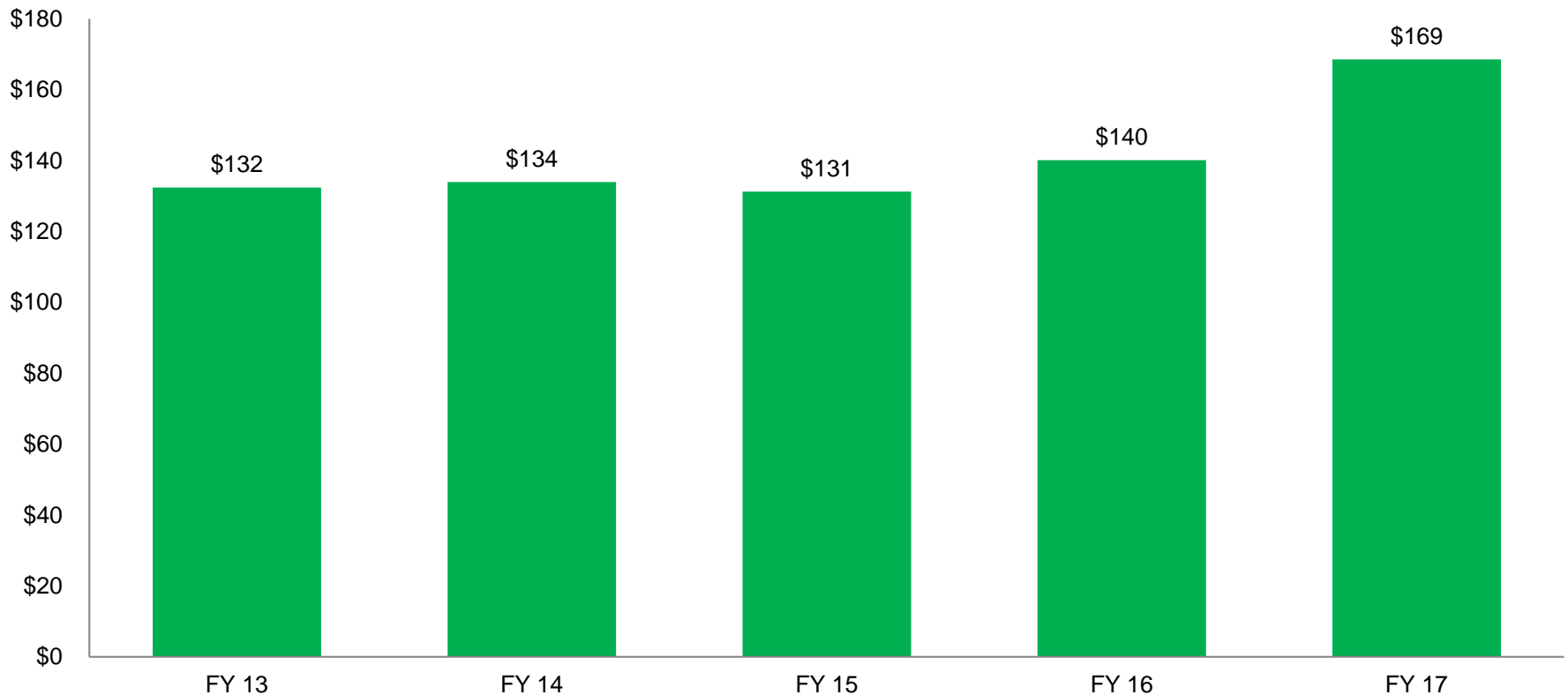
December 1 Placement Codes 3 and 5 by Disability Category						
DOE Private Day Placement Code 3						
	2013	2014	2015	2016	% of Total	Change
Autism	610	695	792	911	33%	149%
Emotional Disturbance	809	891	900	913	33%	113%
Intellectual Disability	159	166	184	193	7%	121%
Multiple Disabilities	158	168	186	193	7%	122%
Other Health Impairment	372	407	438	458	16%	123%
Specific Learning Disability	127	129	131	111	4%	87%
State Totals	2235	2482	2655	2802	100%	125%
DOE Private Residential Placement Code 5						
	2013	2014	2015	2016	% of Total	Change
Autism	69	66	72	81	3%	117%
Emotional Disturbance	268	212	237	228	8%	85%
Intellectual Disability	39	39	40	36	1%	92%
Multiple Disabilities	36	32	27	23	1%	64%
Other Health Impairment	79	93	92	90	3%	114%
Specific Learning Disability	41	40	26	30	1%	73%
State Totals	532	490	502	498	18%	94%
Source: DOE December 1 Special Education Child Count						

Gross CSA Expenditures – Private Education

	FY2015	FY2016	FY2017
Private Day	\$ 124,290,761	\$ 138,931,168	\$ 156,792,360
Residential	\$ 15,873,686	\$ 15,872,069	\$ 18,181,240
Total	\$ 140,164,447	\$ 154,803,237	\$ 174,973,600

Source: CSA Data Set (pre-2017) and Local Expenditure and Data Reimbursement System (LEDRS)

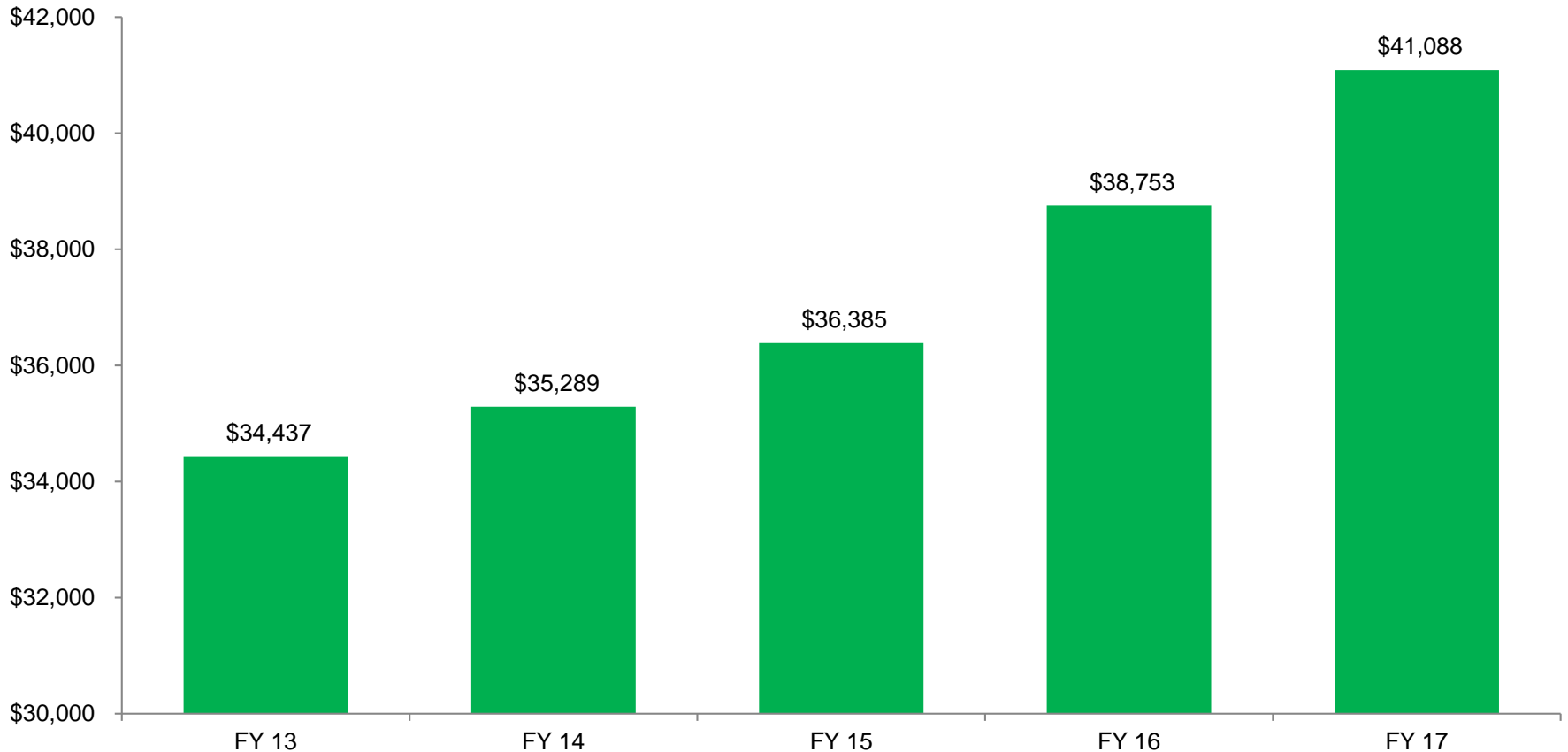
Average Daily Cost – Private Day School



Note: Costs of transportation are the responsibility of the local school division

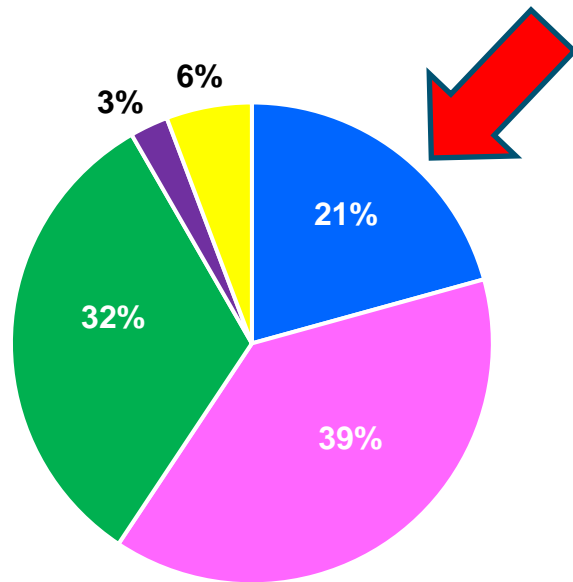
Source: CSA Data Set (pre-2017) and Local Expenditure and Data Reimbursement System (LEDRS)

Average Annual Cost – Private Day School

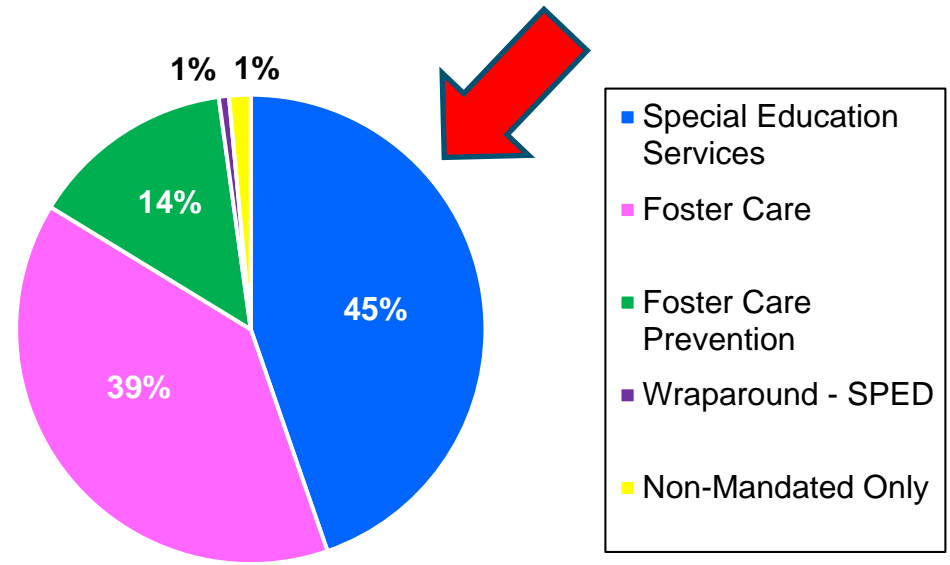


Source: CSA Data Set (pre-2017) and Local Expenditure and Data Reimbursement System (LEDRS)

CSA Census and Pool Fund Expenditures by Primary Mandate Type (PMT)



CSA Census by PMT



CSA Expenditures by PMT

- Special Education Services
- Foster Care
- Foster Care Prevention
- Wraparound - SPED
- Non-Mandated Only

Note: A child may have more than one PMT

Source: 2017 Final Data: CSA Local Expenditure and Data Reimbursement System (LEDRS)

Recent Efforts to Address the Issues

- Virginia Commission on Youth
 - Two year study (Final Report (HD14) issued November 2015)
- State Executive Council for Children's Services (SEC)
 - Report (RD429, issued November 2016) provided a number of recommendations including:
 - Restructuring the Children's Services Act and Virginia Department of Education funding of special education services, specifically private educational services.
 - Defining and measuring outcomes for students in private special education settings.
 - Increasing attention to the successful transition/reintegration of students with disabilities from private settings to public school settings.
 - Supporting and enhancing the ability of public schools to serve students with disabilities in the least restrictive environment.
 - The input gathered by the SEC work group reflected the great complexity of the issues contributing to this situation, distinct perspectives of different constituencies, and the many challenges in arriving at possible solutions.

Recent Efforts to Address the Issues

- The 2017 General Assembly directed the staff of the House Appropriations and Senate Finance committees (Appropriation Act, Chapter 836, Item T. 5. (b – d)) to further study this issue and to make recommendations.
 - This work is ongoing

2018 Session – CSA Budget

- Governor's Introduced Budget (HB30)
 - Base appropriation (state CSA pool) is \$349,251,604 (FY2019) and \$369,425,756 (FY2020) which reflects increases of \$16,902,103 (FY2019) and \$37,326,255 (FY2020) to support anticipated increases in caseload and expenditures (6.9%; 7.3% respectively) primarily attributed to special education private day programs.
 - Authorizes \$250,000 to conduct a study of the adequacy of current rates paid for special education private day programs and to recommend a rate setting methodology.

2018 Session – CSA Bills

- HB1346/SB205
 - Adds to CSA eligibility certain students returning to a designated public school special education program in PD16 from a CSA funded private special education day program
- HB176
 - Establishes (through VDOE) two pilot programs to study the resources needed and feasibility of transitioning students with disabilities to the public school setting from private special education day programs.
- HJ29
 - Requests JLARC to study the CSA